

D23012

PROJECT	_____
TYPE	_____
NOTES	_____
QUANTITY	_____
DATE	_____

GENERAL

Series: Bella
Division: Design
Mounting Type: Surface
Mounting Location: Wall
Subcategory: Ambient

PHYSICAL

Shape: Cone
Length (mm): 186
Length (in): 7 ⁵/₁₆
Height (mm): 266
Height (in): 10 ¹/₂
Extension (mm): 127
Extension (in): 5
Light Distribution: Omnidirectional
Weight (kg): 1.63
Weight (lbs): 3.6
Diffuser: Amber Glass
Fixture Finish: ALU
Fixture Material: Metal

ELECTRICAL

Number of Lamps: 1
Lamp Type: LED Retrofit
Lamp Shape: A19
Bulb Included: Bulb Not Included
Total Output Wattage (W): 18
Max. Wattage Per Lamp (W): 18
Lamp Base: E26
Input Voltage (V): 120

LED

OPTICAL

RATINGS AND CERTIFICATIONS

Certified By: CSA Certified to UL and CSA Standards
IP rating: IP20



BELLA SUSPENSION

D81667-MBR

PROJECT _____

TYPE _____

NOTES _____

QUANTITY _____

DATE _____

GENERAL

Series: Bella
 Brand: Panzeri
 Division: Design
 Mounting Type: Suspension
 Mounting Location: Ceiling
 Subcategory: Pendant

PHYSICAL

Shape: Disc
 Diameter (mm): 101
 Diameter (in): 4
 Height (mm): 13
 Height (in): 1/2
 Max. Overall Height (mm): 3013
 Max. Overall Height (in): 118 5/8
 Light Distribution: Direct
 Weight (kg): 0.54501
 Weight (lbs): 1.2
 Diffuser: Opal - Acrylic
 Fixture Material: Metal

ELECTRICAL

Lamp Type: LED
 Input Wattage (W): 6.5
 Total Output Wattage (W): 6.5
 Dimming: Non-Dimmable
 Driver Location: Integrated
 Input Voltage (V): 120

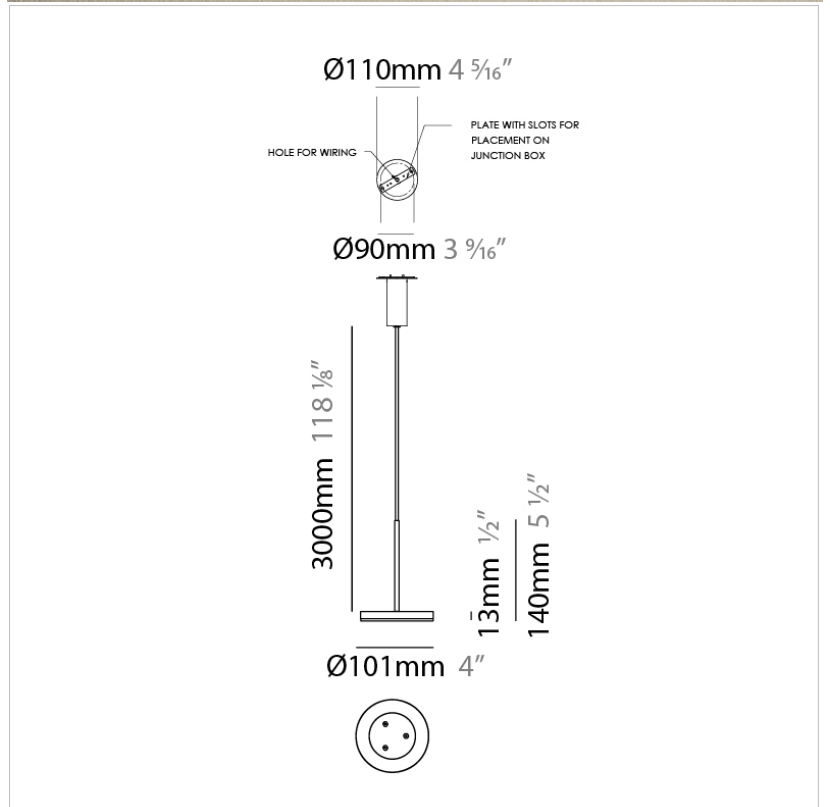
LED

Delivered Lumen Range: 100 - 499 lm
 Number of LEDs: 1
 Color Temperature (°K): 2700
 Max. Delivered Lumen (lm): 388
 Nominal Lumen (lm): 460
 CRI: >80 CRI

OPTICAL

RATINGS AND CERTIFICATIONS

Certified By: CSA Certified to UL and CSA Standards
 IP rating: IP40



D

BELLA SUSPENSION

D81667-TIM

PROJECT _____

TYPE _____

NOTES _____

QUANTITY _____

DATE _____

GENERAL

Series: Bella
 Brand: Panzeri
 Division: Design
 Mounting Type: Suspension
 Mounting Location: Ceiling
 Subcategory: Pendant

PHYSICAL

Shape: Disc
 Diameter (mm): 101
 Diameter (in): 4
 Height (mm): 13
 Height (in): 1/2
 Max. Overall Height (mm): 3013
 Max. Overall Height (in): 118 ⁵/₈
 Light Distribution: Direct
 Weight (kg): 0.54501
 Weight (lbs): 1.2
 Diffuser: Opal - Acrylic
 Fixture Material: Metal

ELECTRICAL

Lamp Type: LED
 Input Wattage (W): 6.5
 Dimming: Non-Dimmable
 Driver Location: Integrated
 Input Voltage (V): 120

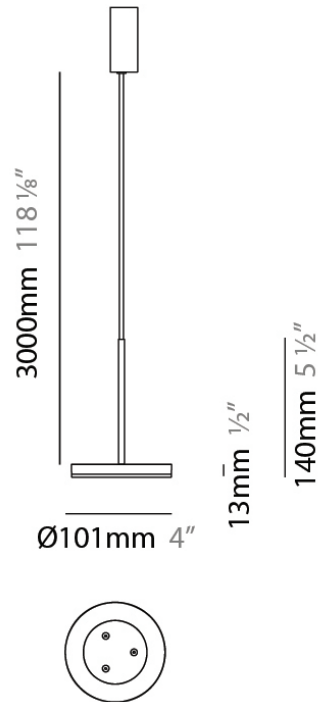
LED

Number of LEDs: 1
 Color Temperature (°K): 2700
 Max. Delivered Lumen (lm): 388
 Nominal Lumen (lm): 460
 CRI: >80 CRI

OPTICAL

RATINGS AND CERTIFICATIONS

Certified By: CSA Certified to UL and CSA Standards
 IP rating: IP40



BELLA SUSPENSION

D81667R9-BRZ

PROJECT _____

TYPE _____

NOTES _____

QUANTITY _____

DATE _____

GENERAL

Series: Bella

Brand: Panzeri

Division: Design

Mounting Type: Suspension

Mounting Location: Ceiling

Subcategory: Pendant

PHYSICAL

Shape: Round

Diameter (mm): 101

Diameter (in): 4

Height (mm): 13

Height (in): 1/2

Max. Overall Height (mm): 3013

Max. Overall Height (in): 118 ⁵/₈

Light Distribution: Direct

Weight (kg): 0.54501

Weight (lbs): 1.2

Diffuser: Opal - Acrylic

Fixture Material: Aluminum Die Cast

Cable Details: 3000mm / 118 1/8" Cable

ELECTRICAL

Lamp Type: LED

Input Wattage (W): 6.5

Total Output Wattage (W): 4.5

Dimming: Non-Dimmable

Driver Included: Yes

Driver Location: Integrated

Driver Type: Constant Voltage - Universal

Driver Class: Class 2

Input Voltage (V): 120 - 277

LED

Color Temperature (°K): 2700

Max. Delivered Lumen (lm): 388

Nominal Lumen (lm): 460

CRI: >90 CRI

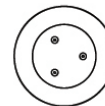
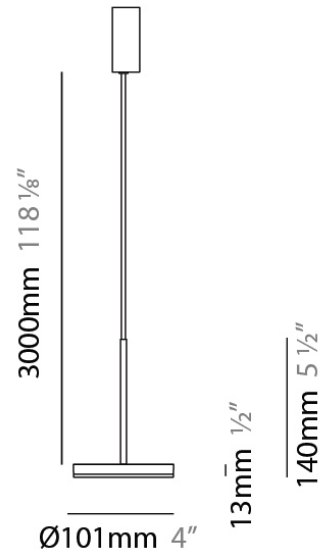
Lamp Life (hrs): 50000

OPTICAL

RATINGS AND CERTIFICATIONS

Certified By: CSA Certified to UL and CSA Standards

IP rating: IP40



BELLA SUSPENSION

D81667R9-TIM

PROJECT	
TYPE	
NOTES	
QUANTITY	
DATE	

GENERAL

Series: Bella
 Brand: Panzeri
 Division: Design
 Mounting Type: Suspension
 Mounting Location: Ceiling
 Subcategory: Pendant

PHYSICAL

Shape: Round
 Diameter (mm): 101
 Diameter (in): 4
 Height (mm): 13
 Height (in): 1/2
 Max. Overall Height (mm): 3013
 Max. Overall Height (in): 118 5/8
 Light Distribution: Direct
 Weight (kg): 0.54501
 Weight (lbs): 1.2
 Diffuser: Acrylic Diffuser With Matt Finish
 Fixture Material: Aluminum Die Cast
 Cable Details: 3000mm / 118 1/8" Cable

ELECTRICAL

Lamp Type: LED
 Input Wattage (W): 6.5
 Total Output Wattage (W): 4.5
 Dimming: Non-Dimmable
 Driver Included: Yes
 Driver Location: Integrated
 Driver Type: Constant Voltage - Universal
 Driver Class: Class 2
 Input Voltage (V): 120 - 277

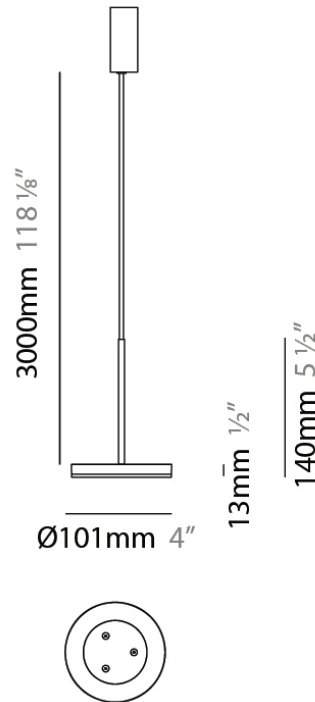
LED

Color Temperature (°K): 2700
 Max. Delivered Lumen (lm): 388
 CRI: >90 CRI
 Lamp Life (hrs): 50000

OPTICAL

RATINGS AND CERTIFICATIONS

Certified By: CSA Certified to UL and CSA Standards
 IP rating: IP40



BELLA SUSPENSION

D81668-BRZ

PROJECT _____

TYPE _____

NOTES _____

QUANTITY _____

DATE _____

GENERAL

Series: Bella
 Brand: Panzeri
 Division: Design
 Mounting Type: Suspension
 Mounting Location: Ceiling
 Subcategory: Pendant

PHYSICAL

Diameter (mm): 101
 Diameter (in): 4
 Height (mm): 13
 Height (in): 1/2
 Max. Overall Height (mm): 3013
 Max. Overall Height (in): 118 7/8
 Light Distribution: Indirect
 Weight (kg): 0.54501
 Weight (lbs): 1.2
 Diffuser: Opal - Acrylic
 Fixture Material: Aluminum Die Cast

ELECTRICAL

Lamp Type: LED
 Input Wattage (W): 6.5
 Dimming: Non-Dimmable
 Driver Included: Yes
 Driver Location: Integrated
 Driver Type: Constant Voltage - Universal
 Driver Class: Class 2
 Input Voltage (V): 120

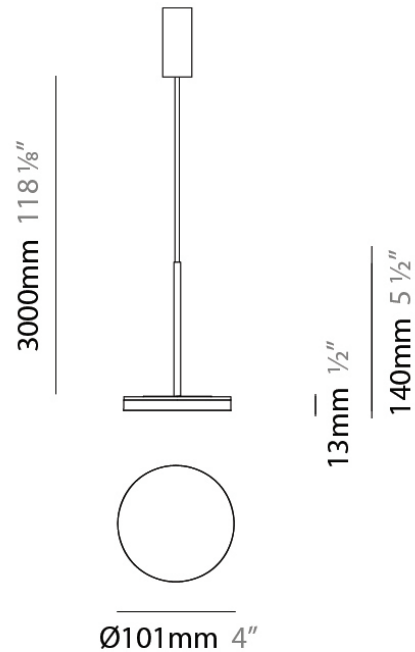
LED

Color Temperature (°K): 2700
 Max. Delivered Lumen (lm): 467
 CRI: >80 CRI

OPTICAL

RATINGS AND CERTIFICATIONS

Certified By: CSA Certified to UL and CSA Standards
 IP rating: IP40



BELLA SUSPENSION

D81668-TIM

PROJECT
TYPE
NOTES
QUANTITY
DATE

GENERAL

Series: Bella
 Brand: Panzeri
 Division: Design
 Mounting Type: Suspension
 Mounting Location: Ceiling
 Subcategory: Pendant

PHYSICAL

Diameter (mm): 101
 Diameter (in): 4
 Height (mm): 13
 Height (in): 1/2
 Max. Overall Height (mm): 3013
 Max. Overall Height (in): 118 7/8
 Light Distribution: Indirect
 Weight (kg): 0.54501
 Weight (lbs): 1.2
 Diffuser: Opal - Acrylic
 Fixture Material: Aluminum Die Cast
 Cable Details: 3000mm / 118 1/8" Cable

ELECTRICAL

Lamp Type: LED
 Input Wattage (W): 6.5
 Driver Location: Integrated
 Input Voltage (V): 120

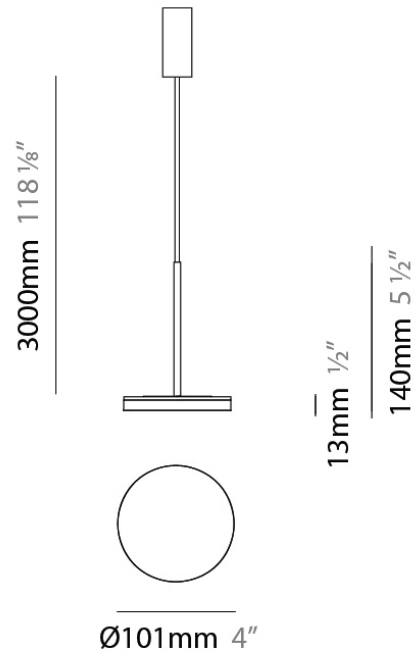
LED

Number of LEDs: 1
 Color Temperature (°K): 2700
 Max. Delivered Lumen (lm): 388
 Nominal Lumen (lm): 460
 CRI: >80 CRI

OPTICAL

RATINGS AND CERTIFICATIONS

Certified By: CSA Certified to UL and CSA Standards
 IP rating: IP40



BELLA SUSPENSION

D81668-WHI

PROJECT

TYPE

NOTES

QUANTITY

DATE

GENERAL

Series: Bella
 Brand: Panzeri
 Division: Design
 Mounting Type: Suspension
 Mounting Location: Ceiling
 Subcategory: Pendant

PHYSICAL

Diameter (mm): 101
 Diameter (in): 4
 Height (mm): 13
 Height (in): 1/2
 Max. Overall Height (mm): 3013
 Max. Overall Height (in): 118 7/8
 Light Distribution: Indirect
 Weight (kg): 0.54501
 Weight (lbs): 1.2
 Diffuser: Opal - Acrylic
 Fixture Material: Aluminum Die Cast

ELECTRICAL

Lamp Type: LED
 Input Wattage (W): 6.5
 Dimming: Non-Dimmable
 Driver Included: Yes
 Driver Location: Integrated
 Driver Type: Constant Voltage - Universal
 Driver Class: Class 2
 Input Voltage (V): 120

LED

Color Temperature (°K): 2700
 Max. Delivered Lumen (lm): 467
 CRI: >80 CRI

OPTICAL

RATINGS AND CERTIFICATIONS

Certified By: CSA Certified to UL and CSA Standards
 IP rating: IP40



BELLA SUSPENSION

D81668R9-BLK

PROJECT
TYPE
NOTES
QUANTITY
DATE

GENERAL

Series: Bella
 Brand: Panzeri
 Division: Design
 Mounting Type: Suspension
 Mounting Location: Ceiling
 Subcategory: Pendant

PHYSICAL

Diameter (mm): 101
 Diameter (in): 4
 Height (mm): 13
 Height (in): 1/2
 Max. Overall Height (mm): 3013
 Max. Overall Height (in): 118 7/8
 Light Distribution: Indirect
 Weight (kg): 0.54501
 Weight (lbs): 1.2
 Diffuser: Opal - Acrylic
 Fixture Material: Aluminum Die Cast

ELECTRICAL

Lamp Type: LED
 Input Wattage (W): 6.5
 Dimming: Non-Dimmable
 Driver Included: Yes
 Driver Location: Integrated
 Driver Type: Constant Voltage - Universal
 Driver Class: Class 2
 Input Voltage (V): 120

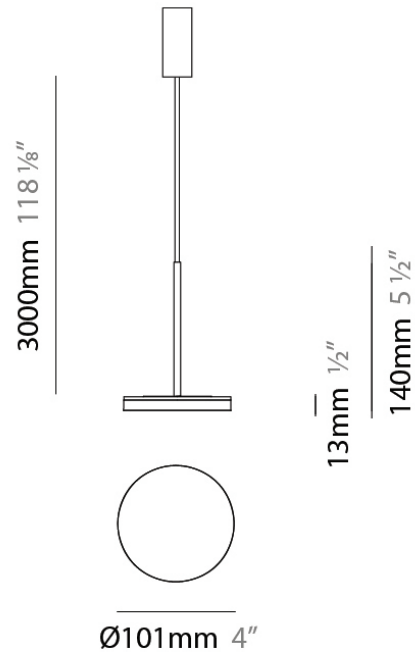
LED

Color Temperature (°K): 2700
 Max. Delivered Lumen (lm): 388
 CRI: >90 CRI

OPTICAL

RATINGS AND CERTIFICATIONS

Certified By: CSA Certified to UL and CSA Standards
 IP rating: IP40



BELLA SUSPENSION

D81668R9-WHI

PROJECT

TYPE

NOTES

QUANTITY

DATE

GENERAL

Series: Bella
 Brand: Panzeri
 Division: Design
 Mounting Type: Suspension
 Mounting Location: Ceiling
 Subcategory: Pendant

PHYSICAL

Diameter (mm): 101
 Diameter (in): 4
 Height (mm): 13
 Height (in): 1/2
 Max. Overall Height (mm): 3013
 Max. Overall Height (in): 118 7/8
 Light Distribution: Indirect
 Weight (kg): 0.54501
 Weight (lbs): 1.2
 Diffuser: Opal - Acrylic
 Fixture Material: Aluminum Die Cast

ELECTRICAL

Lamp Type: LED
 Input Wattage (W): 6.5
 Dimming: Non-Dimmable
 Driver Included: Yes
 Driver Location: Integrated
 Driver Type: Constant Voltage - Universal
 Driver Class: Class 2
 Input Voltage (V): 120

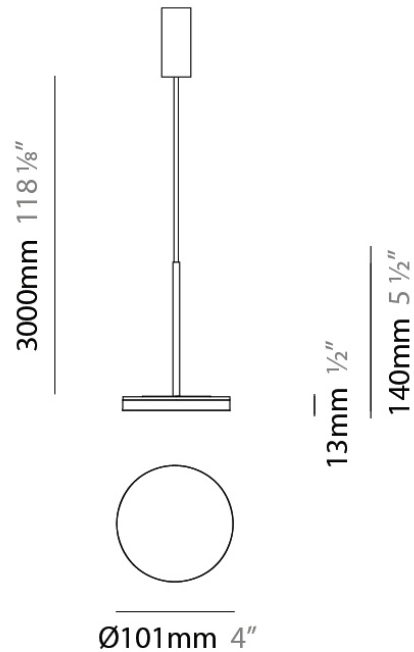
LED

Color Temperature (°K): 2700
 Max. Delivered Lumen (lm): 388
 CRI: >90 CRI

OPTICAL

RATINGS AND CERTIFICATIONS

Certified By: CSA Certified to UL and CSA Standards
 IP rating: IP40



D83445R9-TIM

PROJECT	
TYPE	
NOTES	
QUANTITY	
DATE	

GENERAL

Series: Bella
 Brand: Panzeri
 Division: Design
 Mounting Type: Surface
 Mounting Location: Wall
 Subcategory: Downlight

PHYSICAL

Shape: Round
 Diameter (mm): 101
 Diameter (in): 4
 Height (mm): 101
 Depth (mm): 159
 Height (in): 4
 Depth (in): 6 ¼
 Extension (mm): 159
 Extension (in): 6 ¼
 Light Distribution: Adjustable / Direct
 Weight (kg): 0.93
 Weight (lbs): 2.05
 Diffuser: Acrylic Diffuser With Matt Finish
 Fixture Material: Aluminum Die Cast

ELECTRICAL

Lamp Type: LED
 Input Wattage (W): 5
 Dimming: 5-Step Touch Dimming
 Driver Included: Yes
 Driver Location: Integrated
 Driver Type: Constant Current - Universal
 Driver Class: Class 2
 Input Voltage (V): 120 - 277
 Constant Current (MA): 500

LED

Color Temperature (°K): 2700
 Max. Delivered Lumen (lm): 388
 Nominal Lumen (lm): 460
 CRI: >90 CRI
 Lamp Life (hrs): 70000

OPTICAL

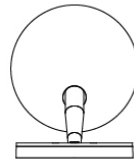
Optic°: Diffused
 Adjustability: Rotational Head 355°; Tilting Arm 70°; Tilting Head 50°

RATINGS AND CERTIFICATIONS

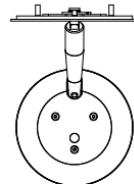
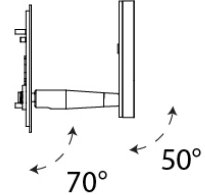
Certified By: CSA Certified to UL and CSA Standards
 IP rating: IP20



Ø110mm 4 5/16"



94mm 3 11/16"



Ø101mm 4"



BELLA PORTABLE

D84376R9-BRZ

PROJECT _____

TYPE _____

NOTES _____

QUANTITY _____

DATE _____

GENERAL

Series: Bella
 Brand: Panzeri
 Division: Design
 Mounting Type: Portable
 Mounting Location: Table
 Subcategory: Task

PHYSICAL

Shape: Abstract
 Diameter (mm): 101
 Diameter (in): 4
 Height (mm): 316
 Height (in): 12 ⁷/₁₆
 Light Distribution: Adjustable / Direct
 Weight (kg): 0.853
 Weight (lbs): 1.88
 Diffuser: Opal - Acrylic
 Fixture Material: Aluminum Die Cast

ELECTRICAL

Lamp Type: LED
 Input Wattage (W): 5
 Dimming: 5-Step Touch Dimming
 Driver Location: Inline Transformer Plug
 Input Voltage (V): 120

LED

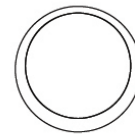
Number of LEDs: 1
 Color Temperature (°K): 2700
 Max. Delivered Lumen (lm): 388
 Nominal Lumen (lm): 460
 CRI: >90 CRI
 Lamp Life (hrs): 70000

OPTICAL

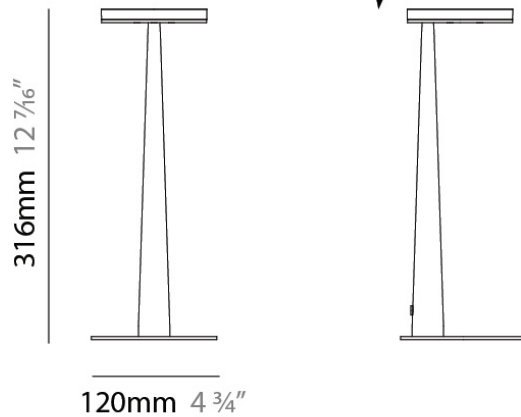
Optic°: Diffused
 Adjustability: Tilt 50°

RATINGS AND CERTIFICATIONS






































































Certified By: CSA Certified to UL and CSA Standards
 IP rating: IP20



Ø101mm 4"



LEGEND

	floor-mounted		pivotal		special LED (upon request) RGB, RGBW, tunable, gold+, meat+, art+, fashion+
	wall and ceiling: recessed and surface mounted		rotating		warm dim / natural dimming LED
	ceiling-mounted and wall-mounted		illuminate tilted		rechargeable battery powered
	wall-mounted		color of suspension cable		fixture with natural vivid LED (upon request)
	omni-directional light distribution		length of suspension cable		color rendering index
	direct light distribution		reflector degree selection		color temperature
	direct/indirect light distribution		super spot		lumen (luminous flux)
	indirect light distribution		lens		efficacy (lumens per watt)
	asymmetric light distribution		lens pack		Unified Glare Rating (UGR) range from 5-40
	aura light distribution		shine ring		marine grade (AISI 316 stainless steel)
	round wall or ceiling cut-out		integrated shine ring with diffuser		walk on
	square wall or ceiling cut-out		free individual colors 01-29		drive on
	the supplied jig specifies the cutout dimensions		individual colors: 00 (free of charge), 01-25 (extra charge)		Dark Sky Compliance
	minimum distance (meters) lamp - object		luminaire part to be colored (F1)		Americans with Disabilities Act (less than 4" off the wall located between 27"-84" from floor)
	recessed depth		luminaire part to be colored (F2)		lamp protected against explosion
	ceiling thickness in mm		luminaire part to be colored (F3)		blown glass using traditional methods by master glass blower
	ceiling thickness selection		luminaire part to be colored (F4)		acoustic material
	dimmable DP (phase), DV (0-10V), DD (dali), DS (step-dim)		luminaire part to be colored (F5)		protection class I, protection insulation
	included or excluded LED driver/transformer/control gear		color of 3-circuit adaptor		protection class II, protection insulation
	separately switchable		indirect diffuser		ETL Certified to UL and CSA Standards
	sensor		direct diffuser		UL Certified to UL and CSA Standards
	remote control		ball-proof (upon request)		CSA Certified to UL and CSA Standards
	available upon request		accessory		Certified for North American Standards

IP RATING

	protected against ingress of solid bodies greater than 12.5mm (finger)
	protected against ingress of solid bodies greater than 2.5mm protected against sprays of water up to 60 degrees from the vertical (rain)
	protected against ingress of solid bodies greater than 1mm (wire) no protection against the ingress of moisture
	protected against ingress of solid bodies greater than 1mm (wire) protected against sprays of water up to 60 degrees from the vertical (rain)
	protected against ingress of solid bodies greater than 1mm (wire) protected against water splashed from all directions
	protected against limited ingress of dust (wet rooms/covered outdoor areas) protected against water splashed from all directions
	protected against ingress of dust protected against jets of water
	protected against ingress of dust protected against powerful jets of water or heavy seas
	protected against ingress of dust protected against immersion of water between 15cm - 1m for 30 minutes
	protected against ingress of dust protected against immersion of water under pressure for long periods

IK RATING

	protected against 0.14 joules impact (equivalent to 0.25kg mass dropped from 56mm above the surface)
	protected against 0.2 joules impact (equivalent to 0.25kg mass dropped from 80mm above the surface)
	protected against 0.35 joules impact (equivalent to 0.25kg mass dropped from 140mm above the surface)
	protected against 0.5 joules impact (equivalent to 0.25kg mass dropped from 200mm above the surface)
	protected against 0.7 joules impact (equivalent to 0.25kg mass dropped from 280mm above the surface)
	protected against 1 joules impact (equivalent to 0.25kg mass dropped from 400mm above the surface)
	protected against 2 joules impact (equivalent to 0.5kg mass dropped from 400mm above the surface)
	protected against 5 joules impact (equivalent to 1.7kg mass dropped from 300mm above the surface)
	protected against 10 joules impact (equivalent to 5.0kg mass dropped from 200mm above the surface)
	protected against 20 joules impact (equivalent to 5.0kg mass dropped from 400mm above the surface)